

Measuring Guide

In the excitement of buying their new furniture, some of our customers forget to check that their carefully chosen purchase will actually fit into their home.

Fairway Furniture will do everything possible to complete the delivery but can accept no responsibility for goods that are too large to get into the customers house.

We strongly recommend that after making your purchase, you ensure that the items you have ordered will both;

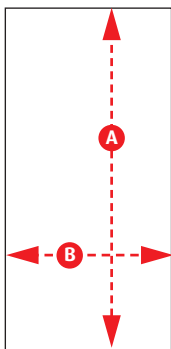
- Fit in the room for which they have been purchased
- Access to that room is sufficient to allow easy delivery

Doing this immediately after ordering can make sure you avoid costly mistakes by only buying items that can be easily delivered in to your home.

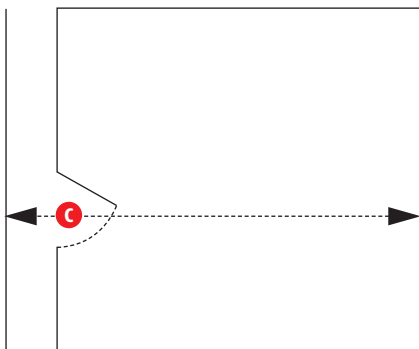
Step 1: Measure the entrance to your property

Measure the heights (A) and the widths (B) of any hallways and door accesses, as well as the entry clearance (C).

DOOR



HALLWAY



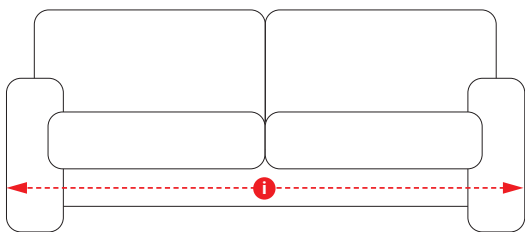
Step 2: Measure your chosen furniture

Either measure your chosen furniture yourself, or ask one of our sales consultants to do it for you.

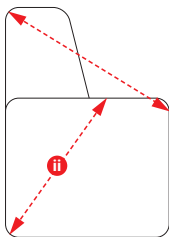
For sofas, first measure the width (i), followed by the diagonal depth (ii).

The diagonal depth may be determined by first placing a straight edge from the highest point of the back frame (excluding cushions) to the front of the arm. The diagonal depth is the distance from the front of the arm to the point on the straight edge that bisects it.

Then measure from the bottom rear corner of the sofa up to the point that bisects the straight edge.

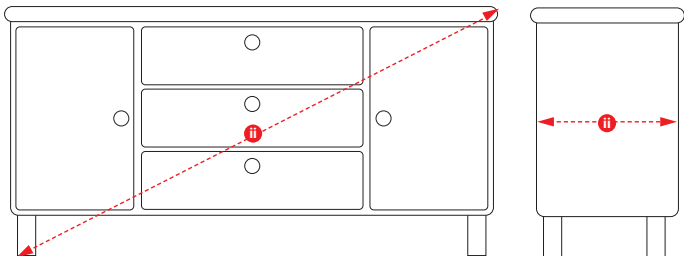


Sofa width (i) must be less than entryway dimensions **A** or **C**



Diagonal depth (ii) must be less than entryway dimension **B**

For Cabinets, measure the diagonal height at the widest point (i) and depth (ii)



Diagonal height (ii) must be less than entryway dimensions **A** or **C**