





Ellis



Ellis



All dimensions in mm/inches						
H	D	W	Seat Height	Seat Depth	Seat Width	Clearance needed for full recline
Armchair	1070/42.3	1060/41.8	1000/39.3	520/20.5	530/20.8	480/19.0
Recliner Armchair	1070/42.3	1060/41.8	1000/39.3	520/20.5	530/20.8	480/19.0
Recliner Armchair with Headrest & Lumbar	1070/42.3	1060/41.8	1000/39.3	520/20.5	530/20.8	480/19.0
Small Sofa	1070/42.3	1060/41.8	1700/67.0	520/20.5	530/20.8	1180/46.5
Small Double Recliner Sofa	1070/42.3	1060/41.8	1700/67.0	520/20.5	530/20.8	1180/46.5
Small Double Recliner Sofa (Manual/Power)	1070/42.3	1060/41.8	1700/67.0	520/20.5	530/20.8	1180/46.5
Small Unit	1070/42.3	1060/41.8	851/33.5	520/20.5	530/20.8	590/23.3
Small Recliner Unit (LHF/RHF)	1070/42.3	1060/41.8	851/33.5	520/20.5	530/20.8	590/23.3
Small Recliner Unit with Headrest & Lumbar (Manual/Power)	1070/42.3	1060/41.8	851/33.5	520/20.5	530/20.8	590/23.3
Small Recliner Unit with Headrest & Lumbar (LHF/RHF/Power)	1070/42.3	1060/41.8	851/33.5	520/20.5	530/20.8	590/23.3
Armless Curved Unit	1070/42.3	1060/41.8	780/30.8	520/20.5	530/20.8	500/19.8
Armless Unit	1070/42.3	1060/41.8	500/19.8	520/20.5	530/20.8	650/25.5
Curved Corner Unit	1070/42.3	1250/49.3	1250/49.3	520/20.5	530/20.8	290/11.5 (Front) 1040/41.0 (Back)
Footstool	420/16.5	560/22.0	710/28.0	-	-	-
Storage Footstool	420/16.5	560/22.0	710/28.0	-	-	-



Design

- Clean, crisp lines and distinctive back cushion detailing. Ellis embodies a modern, timeless style.
- Stylish sweeping arms with soft indulgent arm pads cradle the luxurious deep seats.
- For ultimate comfort, Ellis offers the option of an additional headrest and lumbar support for tailored comfort on power units.
- Handy storage footstool option available.
- Premium foam arm pads offer additional comfort.
- Contrast stitching option available on selected leathers.
- Choose from a range of beautiful fabrics and leathers to suit your style.



Function

- Versatile by nature. With modular options, you can build your perfect combination creating a bespoke sofa for your space.
- Recliner options are available across the range in manual and power, along with the choice of left or right-hand facing (LHF/RHF) modular units.
- All power recliner options come with touch buttons and a USB charging port as standard.
- Recliners, modular options, and curved sofas are supplied in sections for ease of delivery.
- Recliner furniture is supplied on fixed feet only.
- Metal castors are available as a free option on static furniture only.
- Handcrafted in the UK with a 25-year timber frame and frame construction guarantee.

Contrast stitching options

Contrast stitching will appear on seat cushions, back cushions, front borders, and arms. Contrast stitching is optional for leather pieces only. There are 18 options for contrast stitching:



Cambridge Sky
Dark Grey stitching



Cambridge Olive
Beige stitching



Cambridge Sand
Sand stitching



Cambridge Chalk
Beige stitching



Cambridge Cloud
Dark Grey stitching



Cambridge Grey
Beige stitching



Cambridge Stone
Beige stitching



Cambridge Plaster
Beige stitching



Cambridge Putty
Beige stitching




Cambridge Taupe
Beige stitching




Cambridge Tan
Beige stitching




Cambridge Conker
Sand stitching



Cambridge Earth
Sand stitching



Cambridge Buffalo
Sand stitching



Cambridge Navy
Dark Grey stitching



Cambridge Petrol Blue
Dark Grey stitching



Cambridge Slate
Dark Grey stitching



Cambridge Black
Dark Grey stitching

Main cover and contrast stitching options can't be swapped.
If contrast stitching is not selected, the furniture will be supplied with self-coloured stitching.

Ellis

PRODUCT RANGE



Large Sofa



Small Sofa



Armchair



**Small Unit
(LHF/RHF)**



Armless Curved Unit



Armless Unit



**Large Double Recliner Sofa
(Manual/Power)**



**Small Double Recliner Sofa
(Manual/Power)**



**Recliner Armchair
(Manual/Power)**



**Small Recliner Unit
(LHF/RHF)(Manual/Power)**



Curved Corner Unit



Footstool



**Large Double Recliner Sofa
with Headrest & Lumbar
(Power)**



**Small Double Recliner Sofa
with Headrest & Lumbar
(Power)**



**Recliner Armchair with
Headrest & Lumbar
(Power)**



**Small Recliner Unit with
Headrest & Lumbar
(LHF/RHF)(Power)**



Storage Footstool

All measurements are approximate and relate to the overall size of the item, including soft arm cushions where fitted and back cushions. All furniture is supplied on fixed feet. Castors are available as an option on static pieces only. Available in a selection of fabrics and leathers. Contrast stitch is available on selected leathers. Recliners are available in manual or power versions. Power versions have touch buttons with a USB charging port. Power recliner pieces have the option of a headrest/lumbar support. Seat cushions are a chaise-style fixed type. All seat cushions and back cushions are non-reversible. Small & Large recliner sofas are delivered in two sections which link together. Our recliner furniture requires room to recline. LHF = left-hand facing action when viewed from the front. RHF = right-hand facing action when viewed from the front. Please note: recliner furniture with headrest/lumbar functionality will require a purchase of two rechargeable power packs for remote operation. Please follow the instructions to ensure these are connected correctly. Scatter cushions are available at extra cost.

Printed with 100% renewable energy and vegetable based inks.